

Release Notes for All States: 3.5.2

Crime Insight version 3.5.2 was released on October 17, 2024.

What's New?

New NIBRS Specification

The primary purpose for v3.5.2 is to provide full support for the FBI's updated NIBRS specification, v2023.0, which was released in October 2023. For agency submissions, the following changes have been implemented:

- a) It will be acceptable to submit rapes where the victim and offender are the same sex
- b) It will be acceptable to submit injury data for victims of homicide offenses (09A, 09B, 09C)
- c) Three new relationships are now acceptable:
 - Cohabitant (CO in flat files; COHABITANT in XML files)
 - Foster Parent (FP in flat files; FOSTER PARENT in XML files)
 - Foster Child (FC in flat files; FOSTER CHILD in XML files)Note that error 554 and warning DQ1413 has been extended to include foster parent (older) and foster child (younger)
- d) For states with special logic for domestic violence, this has been extended to include the new relationships, depending on the state's specific definition of DV.
- e) Bias motivation 28 is now labelled as Anti-Church of Jesus Christ. This does not affect submissions. Note that the XML code for this bias remains ANTIMORMON.
- f) Offense 11D is now labelled as "Criminal Sexual Contact". This does not affect submissions.

Agencies submitting flat files will be able to take advantage of these changes as soon as the new version of Crime Insight is installed. For agencies submitting XML, they will need to implement the new XML/IEPD version. New IEPD versions have been created for the following states: AZ, CT, MA, MS, ND, NE, and NV. IEPD updates for TN, WY and MO will follow in a future version.

In addition to the changes for agency submissions, corresponding changes have been made in reporting. Most notably, the default is to show all rape offenses aggregated as "All Rape". It will still be possible in the cubes to drill down to see which specific offense (11A, 11B or 11C) was submitted for each victim. Having said that, going forward, agencies will be told by the FBI to submit all rapes as 11A. The same change will be done in TOPS themes – where sex offenses are broken down by the offense type, 11A/B/C will be aggregated together as "All Rape".

Population Upload Page

There is a new option in the Submit Data menu for uploading population files. Starting with the 2024 population, provided by the FBI (in most states) in early 2025, the process will be that each state will upload its own population data.

The process is quite simple:

1. The FBI provides an Excel file with the population data.
2. Open this in Excel and save the population sheet to a CSV file.
3. In Crime Insight navigate to the Population Data Upload page.
4. Upload the population CSV file.

In two states (TN and CT) there will be additional controls on the page to allow the state to upload different types of population data. In CT, the agency and town population are uploaded as different files. In TN, the general population and campus population are uploaded separately, typically with the campus population being available earlier than the general population.

User Interface Updates

Crime Insight v3.5.2 includes an update to the user interface, particularly on the various Errors and Warnings pages and the various Data Upload pages. Apart from a new look, the main feature is the addition of a separate button to filter the tables. This button is now consistent across the pages, including the Upload Details page (giving the specific errors/warnings found for a single uploaded file).

The screenshot below shows the new Filter dialog box. Each table can be filtered based on the content of up to three columns. For each column the user can specify the condition (e.g. status is resolved, as in the screenshot). The list of columns varies by page and the options for filters depend on the selected column. Once the necessary criteria have been specified, click “Apply Filter” to update the table to show the filtered results.

Filter Options

×

Add up to 3 search criteria.

Status

▼

is

▼

Unresolved

×

▼

Remove

Add Criterion

Apply Filter


Clear Filter

The method for specifying a file for upload has also been changed on the Data Upload pages. It is now possible to select up to 20 files to upload at once. Files are selected either by dragging them into the grey area at the top of the page, or by clicking on the area to bring

up a dialog box. Once the files are selected, they can be uploaded to Crime Insight by clicking the “Upload x file(s)” button. Note that if a file with the same name has previously been uploaded, a warning message will appear in the list of files, but otherwise the file is processed normally when uploaded. The screenshot below shows the new look for the upload process.

[Submit Data ▾](#) [Web Entry ▾](#) [Errors and Warnings ▾](#) [Agency Communication ▾](#) [System Administration ▾](#)

NIBRS Data Upload

 Select or drop file(s) here

Hide From Standard User ☐

Upload 0 file(s)

Error/Warning Details ▾

A frequent request from vendors and agencies is a list of all possible errors/warnings that can be generated in Crime Insight. Historically, Beyond 20/20 has had to compile the list manually, but it is now available on all of the new pages, via a button “Error/Warning Details”. The list of all possible errors/warnings can be downloaded as a CSV or Excel file, and includes the error code, error text and (in some cases) expanded help for each message.

Administrators can now view and control the status of the upload queue directly on the Upload pages. This allows them to identify quickly if files are not being processed because the queue has been paused. Typically the queue is paused for a while during the nightly data processing cycle, and it is automatically unpaused when it is safe to do so. However, an administrator may choose to pause the queue for other reasons, for example if taking a backup of the database for any reason. Pausing the queue ensures that the database is internally consistent and does not change, which may be necessary if extracting data over a short period of time.

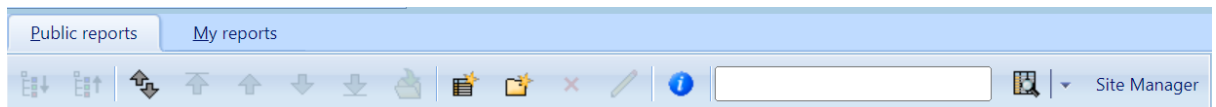
Current Queue Status: **Running**  Current Queue Status: **Paused** 

Releasing Annual Data

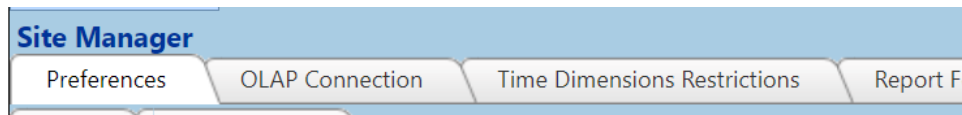
Many states choose to release data to the public annually, after the data has been fully vetted by the state program. Other states choose to have all data available to the public as soon as it is submitted by the agencies.

For states that release data annually, there is now a mechanism for doing this without involvement from the Beyond 20/20 team. Simply follow these steps:

1. Navigate to your public site.
2. Log in with an administrator account. If you do not have one, or have lost track of it, please contact Beyond 20/20 and one will be set up for you.
3. Click on the “Site Manager” button



4. Click on the “Time Dimension Restrictions” tab



5. Select the data collection you would like to release to the public and click the “Edit” button:

	Collection Name	Min Year	Max Year
<input checked="" type="checkbox"/>	NIBRS	2019	2022
<input type="checkbox"/>	Use of Force	2019	2023

6. Ignore the variable name, but adjust the start/end year to reflect the years to be visible to the public. Note that leaving the Min Year blank means that all data up to the Max Year will be available. Leaving the Max Year blank means that all new data will immediately be shown on the site:

Edit Time Restriction

VariableName:
Collection Name:
Minimum Year:
MaximumYear:

7. Click OK to save the settings. The effect is immediate for all users accessing the public site, as well as the TOPS site.

Jurisdiction by Status Dimensions

Every cube in Crime Insight includes three Jurisdiction dimensions:

- a) By Geography – organizes agencies into counties, etc
- b) By Type – organizes agencies by type (e.g. Police Department, Sheriff Office, etc)
- c) By Status – organizes agencies by whether or not they are currently reporting.

Prior to version 3.5.2, the Jurisdiction by Status dimension in every cube was showing the NIBRS status of the agency (i.e. whether or not they are currently reporting NIBRS). In v3.5.2, the cubes for Use of Force and Police Employees have been updated to reflect the agency's status for the specific data collection.

Newer cubes (e.g. Contacts in CO and Community Policing in VA) were already showing the agency status for the particular data collection, so they have not been changed in this release.

New Vendors

One of the features of Crime Insight is the ability to track the vendor used by each agency for each data collection. The list of possible vendors is managed by the Beyond 20/20 Development team (although we are looking at adding a page for states to manage this in the future). In version 3.5.2, new vendors were added to the list:

- Center for Advanced Public Safety (CAPS UA)
- Civic Eye
- Journal Technologies
- Kologik
- Public Safety Pro
- Superior One Solution
- TailorBuilt Solutions

Feel free to reach out to Beyond 20/20 if you have other vendors to add to the list.

Update to Nightly Process

Prior to version 3.5.2, the nightly data processing cycle was performed using SQL Server Integration Services (SSIS). This is a tool that is provided with SQL Server, but has some limitations and challenges associated with it. Beyond 20/20 has replaced the SSIS package with a purpose-built tool, giving greater control and flexibility about how the nightly process runs. There will be no obvious difference to users – only administration staff monitoring the nightly processing will see a difference in reporting.

Updates to Victim Cube (NH, MS, ME only)

For states working with standard NIBRS, the Victim Cube has been updated to allow filtering and counting by offender information. This is derived by the link from each victim to one or more offenders. For property crimes, if the agency has not provided related offenders, no offenders are identified for this type of analysis.

This linkage is particularly useful when looking at Violent Crime, Sexual Violence and Domestic Violence. In order to count offenders of DV, it is necessary to know the relationship between the victim and the offender, apart from those states where a separate DV flag is part of the NIBRS data extensions.

TN Cube Updates

Historically, the TN cubes have been quite different from the other states, particularly in the Jurisdiction by Geography and Jurisdiction by Type dimensions. In v3.5.2, the cubes have been updated to follow the standard. While these changes do not make a huge difference to end users, the dimensions will feel slightly different to an experienced user. In addition, a number of TN-specific Reporting Services reports have been updated to continue working with these changes.

Repository and Reporting

The following issues have been addressed in this release:

Who	ID	Description
All states	CI-2281	Clickjacking prevented on all B2020-produced landing pages, and the link behind the "Powered by" logo on the landing page has been updated.
All states	CI-2470	Accidentally double or triple clicking a file to upload it, now only uploads the file once.
All states	CI-2501	Filter functionality corrected when there are multiple filter criteria and the first is removed.
All states	CI-2569	The Status on the NIBRS Errors and Warnings page corrected so that cleared warnings show as Cleared and dismissed errors as Dismissed.
All states	CI-2622	A standard user can now see when the queue is paused.
All states	SUP-413	An issue with timeouts and/or app pool recycling has been addressed that fixes the longstanding Perspective issue of receiving a Server Error page after a period of inactivity.
All states	SUP-905	A LEOKA incident, submitted in xml, with no hour, now throws error 106.
All states	SUP-1011	Error description for error 365 improved to include the extra condition that Property Description is 10 Drugs/Narcotics.
All states	SUP-1057	Export to Excel of the NIBRS Errors and Warnings page now displays apostrophes correctly.
All states	SUP-1109	Corrected an issue where numeric microdata fields were being exported into Excel as scientific notation. The fields now retain their text format.
All states	SUP-1116	Corrected an issue associated with the filtering of microdata when using the IS NULL and IS NOT NULL operators.
All states	VA-466	Removed "Arrest Date" dimension from Drug cube to fix issue where incidents without arrests were not counted on the Public site.
All states	NH-64	The "Agencies with Missing NIBRS Submissions" report is now sensitive to any NIBRS year restrictions that may be in place.
All states except TN	SUP-1096	Long agency names (>100 characters) no longer cause an issue with processing the cubes.
All states with Use of Force	CI-2476	Validation of the offense(s) associated with the Initial Contact field in a Use of Force JSON file, now takes into account which offenses are currently being accepted.
All states with Use of Force	CI-2522	Duplicate offenses in the offense dropdown related to <i>Initial Contact/Response to unlawful or suspicious activity</i> have been removed.
All states using the FBI web service	CI-2543	NIBRS errors reported by the FBI Web Service now appear on the Errors and Warnings page.
VA	CI-2567	Addressed the random 500 Server Errors that were popping up occasionally.

VA	SUP-1102	The sometimes jumbled content of the Excel export of the Community Policing Upload Details page has been corrected.
VA	VA-459	Structural error codes have been removed from the Filter Error Code dropdown on the Community Policing Errors and Warnings page as structural errors do not appear on that page.
CO	CO-939	The number of values allowed in the action_taken field of a Contacts submission has been increased from three to five.
CO	SUP-1110	Tolerance built into error C0039 so that incidents submitted less than 5 minutes into the future are still accepted.
MO	MO-416	County name corrected from Atchinson to Atchison.
NE	NE-549	The overcounting of victim relationships under certain circumstances has been corrected.
NH	NH-57	County name changed from Hillsboro to Hillsborough.
MA, WY	SUP-1008	Issue fixed on the Properties tab of the Incident Editor that was causing only drug properties to display when the incident contained other properties as well.
MA	SUP-1103	Corrected the issue of missing data from 2021 onwards in the Combined Summary Arrestee Data cube.
MA	SUP-1106	Anti-Mormon and Anti-Atheism/Agnosticism are now shown under Religion Bias in the hierarchy of the Bias Motivation dimension in the state-specific MA cubes.
MA	SUP-1108	Fixed an issue where errors were not showing on the Errors and Warnings page for Standard Users.
AZ	SUP-1038	Improved the error message that is displayed when a Group B Arrest Sequence Number is non-numeric.
AZ	SUP-1089	An improved message is provided when a file fails because an incident is missing the incident date.